


How to program a remote into your:  
**DC2L**



Receiver IC

RX LED

Receiver learn buttons

**ET BLUE**



**Compatible with both the  
ET Blue and ET BLU MIX ranges of remotes**

(NB. The ET BLU MIX remote button must be set to the old ET Blue code for use on this motor if the receiver IC has no © logo on it.)

**ET BLU MIX**






**Learning a remote transmitter button in the receiver for BT open/close operation: -**  
(25 user memory)

Action	Pictorial confirmation	Response
Press and hold the required remote transmitter button		RX LED flickers lightly.
Press and hold the BT receiver learn button.		RX LED flashes Confirmation. 1 flash = First transmitter learnt. 2 flashes = Successful there is still memory available. Multiple rapid flashes = memory full.
Release the BT receiver learn button once the RX LED flashes confirmation.		RX LED remains lit in standby.
Release remote transmitter button		

## How to program a remote into your: DC2L

### Learning a remote transmitter button in the receiver for the pedestrian operation: - (6 user memory)

Action	Pictorial confirmation	Response
Press and hold the required remote transmitter button		RX LED flickers lightly.
Press and hold the PED receiver learn button.		RX LED flashes Confirmation. 1 flash = First transmitter learnt. 2 flashes = Successful there is still memory available. Multiple rapid flashes = memory full.
Release the BT receiver learn button once the RX LED flashes confirmation.		RX LED remains lit in standby.
Release remote transmitter button		