




Sliding Gate, Swing Gate
and Vehicle Barrier Operators

Sliding Gate Operators

Drive
300

Designed for residential sliding gates, up to 300 kg



Features:

- **COST EFFECTIVE** residential sliding gate automation
- **TOUGH DC MOTOR** with removable brushes for easy maintenance
- **LED DISPLAY** for easy programming and diagnostics
- **SECURITY:**
 - Gate and safety beam tamper alarm monitoring
 - Electronic locking of motor unit with remote control for added security
 - ET-Blu Mix® enhanced rolling code receiver on board

Drive
500

Designed for residential sliding gates, up to 500 kg



Features:

- **PROVEN** robust and reliable residential slide gate automation
- **HIGH SPEED** motor with removable brushes
- **ADVANCED ELECTRONICS** with large backlit display for easy programming, diagnostics and fault reporting
- **SECURITY:**
 - Gate and beam tamper alarm monitoring
 - Pin code lockable programming
 - Optional heavy duty security bracket
 - ET-Blu Mix® enhanced rolling code receiver on board

Drive
600

Designed for high-traffic sliding gates, up to 500 kg




Features:

- **PROVEN POWER PACK** for high-traffic applications with true battery backup
- **HIGH SPEED** motor with removable brushes
- **ADVANCED ELECTRONICS** with large backlit display for easy programming, diagnostics and fault reporting
- **SECURITY:**
 - Gate and safety beam tamper alarm monitoring
 - Pin code lockable programming
 - Optional heavy duty security bracket
 - ET-Blu Mix® enhanced rolling code receiver on board

Drive
1000

Designed for high-traffic sliding gates, up to 1000 kg



Features:

- **HEAVY DUTY** robust design for high-traffic industrial sliding gate automation
- Proven **POWER PACK** operation with true battery backup
- **HIGH SPEED** motor with intelligent control
- **ADVANCED ELECTRONICS** with large backlit display for easy programming, diagnostics and fault reporting
- Designed to house up to two 24V 3.5Ah batteries for extra internal battery backup
- **SECURITY:**
 - Gate motor and beam tamper alarm monitoring
 - Optional heavy duty security bracket
 - ET-Blu Mix® enhanced rolling code receiver on board



UV protection



Technical specification	DRIVE 300	DRIVE 500	DRIVE 600	DRIVE 1000
Input voltage: (Standard kit option)	230v AC, 50Hz-60Hz	16v or 230v AC, 50Hz-60Hz	230v AC, 50Hz-60Hz	230v AC, 50Hz-60Hz
Primary supply to the electric motor:	Battery dependent (24V 3,5Ah)	Battery dependent (12V 7,5Ah)	ACDC Power Pack with battery as back-up only (12V 7,5Ah)	ACDC Power Pack with battery as back-up only (24V 5Ah)
Maximum duty cycle with mains present:	25%*	25%*	98%*	98%*
Number of operations on battery reserve without AC mains present:	100 within the first 24h of power failure**	100 within the first 24h of power failure**	100 within the first 24h of power failure**	100 within the first 24h of power failure**
Maximum gate mass:	300kg	500kg	500kg	1000kg
Maximum gate leaf length:	25m	35m	35m	40m
Rated running load:	100N**	180N**	180N	400N
Rated gate speed:	25m/min†	28m/min†	30m/min†	28m/min†
Built-in receiver:	434MHz, 4 channel, ET BLU MIX® Enhanced rolling code. 32 user capacity	434MHz, 4 channel, ET BLU MIX® Enhanced rolling code. 250 user capacity	434MHz, 4 channel, ET BLU MIX® Enhanced rolling code. 250 user capacity	434MHz, 4 channel, ET BLU MIX® Enhanced rolling code. 1000 user capacity

* At rated gate running load. ** Battery charge level and health dependent. † Dependent on factors such as battery status, gate load, mains voltage, environment etc • Technical specifications subject to change

For more information about these products, scan these QR Codes with your smart phone.



Swing Gate Operators

WINGO

Designed for residential swing gates, with gate leaves of up to 3.5m each



24V Wingo and Toona Control Unit



Features:

- **HI-SPEED** operator for swing gate leaves up to 3.5m
- **ROBUST** cast aluminium design with powder coating
- **LOW NOISE** operation
- Proven **POWER PACK** operation with true battery backup
- **LED DISPLAY** for easy programming and diagnostics
- Magnetic encoder ensures reliable and precise obstacle detection
- ET-Blu Mix® enhanced rolling code receiver on-board



TOONA 5

Designed for residential and industrial swing gates, with gate leaves of up to 5m each



Features:

- **POWERFUL** operator for swing gate leaves up to 5m
- **ROBUST** cast aluminium design with powder coating
- Proven **POWER PACK** operation with true battery backup
- **LED DISPLAY** for easy programming and diagnostics
- Magnetic encoder ensures reliable and precise obstacle detection
- Easy installation, operation and maintenance
- ET-Blu Mix® enhanced rolling code receiver on-board



Technical specification	WINGO	TOONA 5
Input voltage: (Standard kit option)	230v AC, 50Hz-60Hz	230v AC, 50Hz-60Hz
Primary supply to the electric motor:	ACDC Power Pack with battery as back-up only (24V, 3.5Ah)	ACDC Power Pack with battery as back-up only (24V, 3.5Ah)
Maximum work cycle with mains present:	30 Cycles/hour*	95 Cycles/hour*
Number of operations on battery reserve without AC mains present:	100 within the first 24h of power failure**	100 within the first 24h of power failure**
Rated gate mass:	500kg***	600kg***
Maximum gate leaf length:	3.5m***	5m***
Rated traveler load:	1500N	1800N
Rated gate speed:	90° in <10 seconds†	90° in <35 seconds†
Built-in receiver:	434MHz, 4 channel, ET BLU MIX® Enhanced rolling code. 64 user standard capacity.	434MHz, 4 channel, ET BLU MIX® Enhanced rolling code. 64 user standard capacity.

* At rated gate running load. ** Battery charge level and health dependent. ***The longer the gate leaf, the lower the gate mass needs to be.(see installation manual for details) † Dependent on factors such as battery status, gate load, mains voltage, environment etc.
 • Technical specifications subject to change

Gate Motor Accessories



ET-Blu Mix
Rolling Code Transmitters



Blue i
Safety Beams



MD2010
Metal Loop Detector



E-Pad 02
Wireless Access Control Keypad



Solemyo
24v Solar Kit



Wingo & Toona
999 User SMXI Receiver



Intercom
Internal and external Kit




Steel or Nylon Rack



Drive 1000
Heavy Duty Security Bracket*



Drive 500 / Drive 600
Heavy Duty Security Bracket*



ET-Blu Mix
Long Range Transmitter/Receiver equipment

*Heavy Duty Security Brackets and Locks are an optional extra and are not included in the kit

Vehicle Barriers

ACCESS BLUE

Fixed



ACCESS BLUE

180° Jack-knife



ACCESS BLUE

Barrier Fence



Multi-functional Access Blue AC1-U control card



For more information about these products, scan this QR Code with your smart phone.

Features:

HEAVY DUTY cast gearbox assembly • DUAL LIMITS for added safety • POWERFUL 650 Watt AC motor
Simplex or complex mode option • Removable control card housing for easy access

Technical specification	FIXED POLE	FIXED POLE - HIGH SPEED	180° JACK-KNIFE	MONO-LAYER FENCE
Input voltage:	230v AC, 50Hz-60Hz	230v AC, 50Hz-60Hz	230v AC, 50Hz-60Hz	230v AC, 50Hz-60Hz
Rated work cycle:	420/hr	420/hr	420/hr	420/hr
Motor power::	230v AC 650W	230v AC 650W	230v AC 650W	230v AC 650W
Maximum pole length:	6m	3m	3.1m (In closed position)	5m
Rated opening speed:	4.5 seconds	1.2 seconds	4.5 seconds	4.5 seconds

Vehicle Barrier Accessories



ET-Blu Mix
Rolling Code Transmitters



ET-Blu Mix
Rolling Code Receivers




MD2010
Metal Loop Detector



Blue i
Safety Beams



E-Pad 02
Wireless Access Control Keypad



ET-Blu Mix
Long Range Transmitter/Receiver equipment



Proudly designed,
manufactured and
supported by:
ET Nice (Pty) Ltd
South Africa

Sharecall: 0860 109 238 • www.et.co.za

